

Club Families

User Guide

Club Families

Families

[Accessing](#)

[Viewing Families](#)

[Adding Families](#)

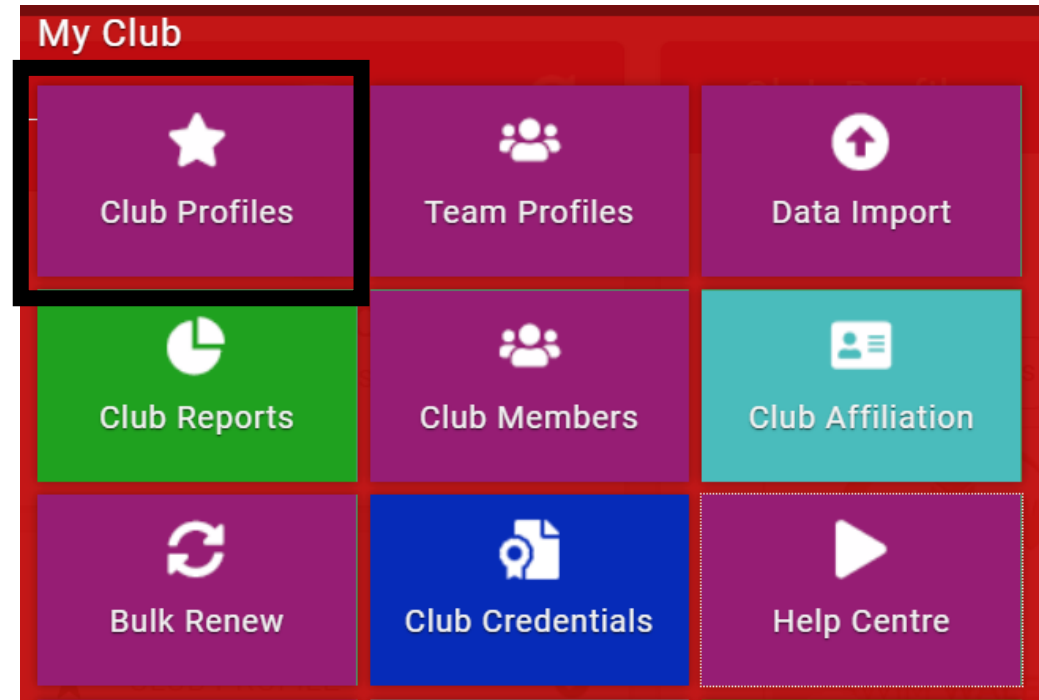
[Updating Families](#)

Club Families

The families feature allows you to group together members of your club who are in the same family, to easily access their accounts under one email address.


Accessing

You can access by selecting Menu, on the top left on your screen, followed by Club Profile.



Viewing Families

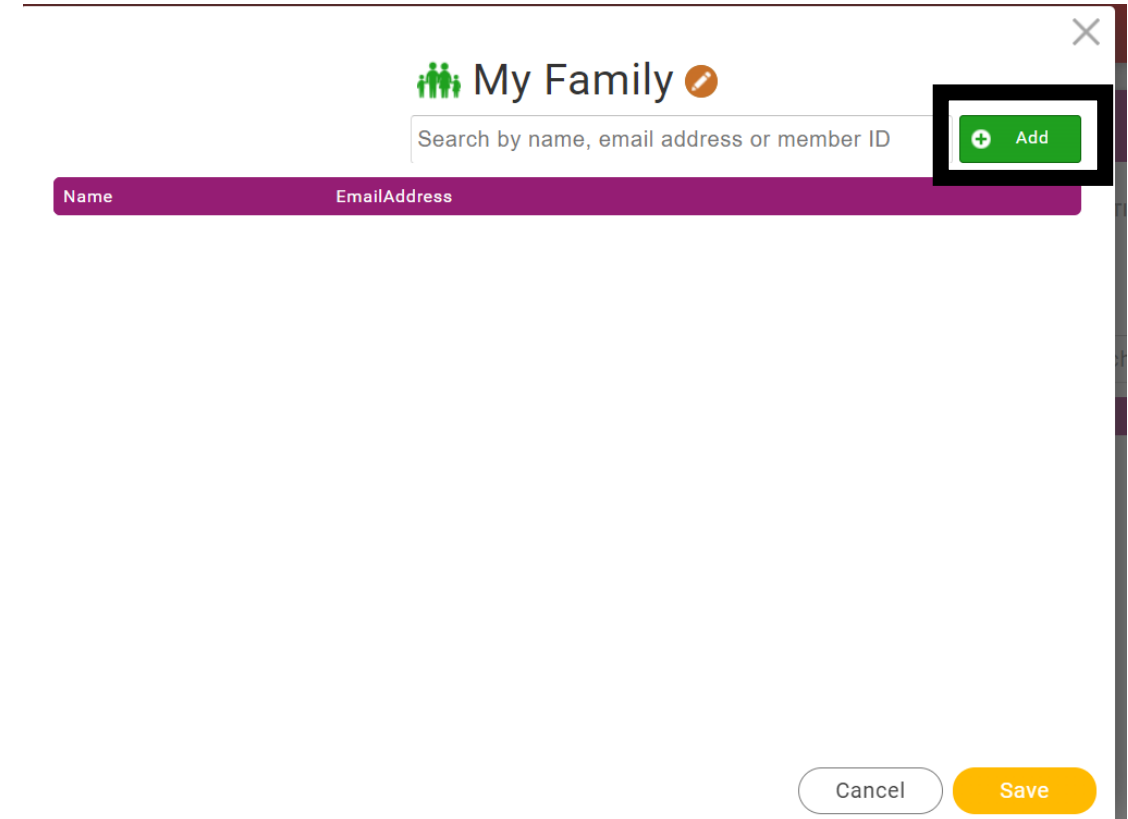
On the families tab, you will see a list of the current families group within the club, which have been set up.



The screenshot shows a web interface for a club profile. At the top, there is a purple header bar with the text "Club Profile". Below this is a navigation menu with several tabs: "CLUB PROFILE" (with a star icon), "CLUB DETAILS", "CLUB MEMBERS" (with a group of people icon), "CLUB AFFILIATION", "CREDENTIALS" (with a bookmark icon), and "FAMILIES" (which is highlighted in green). Below the navigation menu, there is a section titled "Club Family" with the subtitle "Below is your family information". To the left of this section is a green button with a plus sign and the text "Add Family". To the right is a search bar with the placeholder text "Search family" and a purple "Search" button with a magnifying glass icon.

Adding Families

Selecting 'Add Family' will allow you to select members of your club that can be grouped together as a family as well as naming the family group.



Updating Families

Once a family group has been created, if another family member joins the club, the group can be updated to include the new member.

