

**SWIM WALES**

**WELSH MASTERS AND SENIOR AGE GROUP LONG COURSE RECORDS**

**MEN**

	AGE	NAME		YoB	CLUB	TIME	VENUE	DATE
<b>200m INDIVIDUAL MEDLEY</b>								
S	18-24	Neil	van den BROEK	1979	Swim Swansea	2.12.23	WNP Swansea	Jun-03
A	25-29	David Josh	HANBURY	1993	Swansea Masters	2.17.43	WNP Swansea	Feb-20
B	30-34	Paul	GRIFFITHS	1970	Nofio Cymru	2.17.29	Munich	2000
C	35-39	Calvin	HARRIS	1965	Pontypool	2.20.70	Crystal Palace	2000
D	40-44	Paul	JENKINS	1953	CLAMS	2.27.86	Europeans	1993
E	45-49	Jonathan	HOPKINS	1960	Swansea Valley	2.32.95	Cardiff I.S.V.	Jun-09
F	50-54	Patrick	GORE	1968	Cardiff Masters	2.30.46	WNP Swansea	Jun-19
G	55-59	Jonathan	HOPKINS	1960	Cardiff Masters	2.40.05	WNP Swansea	Mar-15
H	60-64	Jonathan	HOPKINS	1960	Cardiff Masters	2.45.61	WNP Swansea	Feb-20
J	65-69	James	ARTHUR	1948	Celtic Dolphins	3.03.16	WNP Swansea	Jun-14
K	70-74	Garfield	THOMAS	1940	Bridgend Cty	3.24.92	WNP Swansea	Mar-10
L	75-79	Garfield	THOMAS	1940	Bridgend Cty	3.53.17	K2 Crawley	Jan-17
M	80-84	Baz	OWEN	1930	Arfon Masters	4.56.14	WNP Swansea	Mar-10
N	85-89							
O	90-94							
<b>400m INDIVIDUAL MEDLEY</b>								
S	18-24	Andrew	REAY	1994	Wrexham	5.00.53	Manchester	Jun-15
A	25-29	Josh	HANBURY	1993	Swansea Masters	4.51.65	WNP Swansea	Mar-22
B	30-34	Paul	GRIFFITHS	1970	Nofio Cymru	4.55.99	Munich	2000
C	35-39	Calvin	HARRIS	1965	Pontypool	5.00.87	Munich	2000
D	40-44	Paul	JENKINS	1953	CLAMS	5.22.61	WEP Cardiff	1993
E	45-49	John	HOWLES	1954	Pontypool	5.35.80	Crystal Palace	2000
F	50-54	Jonathan	HOPKINS	1960	C o Cardiff	5.41.81	WNP Swansea	Jun-14
G	55-59	Jonathan	HOPKINS	1960	Cardiff Masters	5.45.60	WNP Swansea	Mar-17
H	60-64	Jonathan	HOPKINS	1960	Cardiff Masters	6.00.83	WNP Swansea	Mar-22
J	65-69	James	ARTHUR	1948	Celtic Dolphins	6.43.95	WNP Swansea	Mar-15
K	70-74	Baz	OWEN	1930	Arfon Masters	9.14.06	Munich	2000
L	75-79	Baz	OWEN	1930	Arfon Masters	10.07.37	WNP Swansea	Mar-06
M	80-84	Ernest	CLEMETT	1917	St. Austell	11.37.87	Glasgow	1998
N	85-89							
O	90-94							
					New Welsh Record			
					& British Record			
					& European			
					& World			

SWIM WALES								
WELSH MASTERS AND SENIOR AGE GROUP LONG COURSE RECORDS								
MEN								
	AGE	NAME		YoB	CLUB	TIME	VENUE	DATE
<b>50m BUTTERFLY</b>								
S	18-24	Alex	MORRIS	1999	Swansea Universi	26.56	WNP Swansea	Mar-22
A	25-29	Gareth	COCKS	1989	Cardiff Mast	26.66	Montreal	Aug-14
B	30-34	Mark	JONES	1972	Llanelli	26.11	WNP Swansea	Jun-03
C	35-39	Mark	JONES	1972	Ealing	26.63	Cadiz	Sep-09
D	40-44	Jason	COOK	1978	Cardiff Masters	27.99	WNP Swansea	Feb-20
E	45-49	Michael	WATKINS	1970	Torfaen Dolphins	28.64	WNP Swansea	Mar-19
F	50-54	Peter	GODFREY	1947	CLAMS	29.84	WEP Cardiff	1997
G	55-59	Peter	GODFREY	1947	Cardiff Mast	30.55	WNP Swansea	May-05
H	60-64	Peter	GODFREY	1947	Cardiff Mast	31.01	WNP Swansea	Mar-07
J	65-69	Peter	GODFREY	1947	Cardiff Mast	34.42	WNP Swansea	Mar-12
K	70-74	Garfield	THOMAS	1940	Bridgend Cty	37.67	Cardiff I.S.V.	May-10
L	75-79	Garfield	THOMAS	1940	Bridgend Cty	42.91	Aldershot	Jul-16
M	80-84	Garfield	THOMAS	1940	Bridgend Cty	58.02	WNP Swansea	Feb-20
N	85-89							
O	90-94							
<b>100m BUTTERFLY</b>								
S	18-24	Gareth	COCKS	1989	Cardiff Masters	1.00.76	WNP Swansea	Mar-11
A	25-29	Gareth	COCKS	1989	Cardiff Masters	58.37	Montreal	Aug-14
B	30-34	Calvin	HARRIS	1965	Pontypool	1.00.23	Sheffield	1996
C	35-39	Mark	JONES	1972	Ealing	1.02.79	Cadiz	Sep-09
D	40-44	Paul	JENKINS	1953	CLAMS	1.05.25	WEP Cardiff	Jun-05
E	45-49	Michael	WATKINS	1970	Torfaen Dolphins	1.04.54	WNP Swansea	Jun-19
F	50-54	Patrick	GORE	1968	Cardiff Masters	1.08.29	WNP Swansea	Mar-19
G	55-59	Jonathan	HOPKINS	1960	Cardiff Masters	1.15.29	WNP Swansea	Mar-17
H	60-64	Stuart	SHERMAN	1955	Cardiff Masters	1.21.00	Millfield	Sep-15
J	65-69	Garfield	THOMAS	1940	Nofio Cymru	1.27.19	Stanford USA	Aug-06
K	70-74	Garfield	THOMAS	1940	Bridgend Cty	1.39.90	Crawley	Jan-10
L	75-79	Garfield	THOMAS	1940	Bridgend Cty	1.54.87	Crawley	Feb-15
M	80-84	Ernest	CLEMETT	1917	St. Austell	2.48.66	WEP Cardiff	1997
N	85-89							
O	90-94							
<b>200m BUTTERFLY</b>								
S	18-24	Gareth	COCKS	1989	Cardiff Masters	2.16.69	Sheffield	May-12
A	25-29	Josh	HANBURY	1993	Swansea Masters	2.10.79	WNP Swansea	Mar-22
B	30-34	Calvin	HARRIS	1965	Pontypool	2.16.02	Sheffield	1996
C	35-39	Calvin	HARRIS	1965	Pontypool	2.23.50	Crystal Palace	2000
D	40-44	Phil	BURCHELL	1980	Holywell	2.42.02	WNP Swansea	Feb-20
E	45-49	John	HOWLES	1954	Pontypool	2.44.10	Crystal Palace	2000
F	50-54	Stuart	COLSTON	1971	Celtic Dolphins	3.12.04	WNP Swansea	Mar-22
G	55-59	Garfield	THOMAS	1940	Ogwr	3.09.57	Crystal Palace	1995
H	60-64	Stuart	SHERMAN	1955	Cardiff Masters	3.10.90	Millfield	Sep-15
J	65-69	David Edwards	BURCHELL	1955	MOLD	3.15.11	WNP Swansea	Feb-20
K	70-74	Baz	OWEN	1930	Arfon Masters	5.57.61	WNP Swansea	Jun-03
L	75-79	Ernest	CLEMETT	1917	St. Austell	6.35.90	WEP Cardiff	1993
M	80-84	Ernest	CLEMETT	1917	St. Austell	6.33.59	WEP Cardiff	1997
N	85-89							
O	90-94							
			New Welsh Record					
			& British Record					
			& European					
			& World					

SWIM WALES								
WELSH MASTERS AND SENIOR AGE GROUP LONG COURSE RECORDS								
MEN								
	AGE	NAME		YoB	CLUB	TIME	VENUE	DATE
<b>50m BACKSTROKE</b>								
S	18-24	Andrew	LUXTON	1983	Swim Swansea	29.34	WNP Swansea	Jun-03
A	25-29	Gareth	FOWLER	1989	Amersham	29.22	Montreal	Aug-14
B	30-34	Austyn	SHORTMAN	1972	Pembroke	28.61	WNP Swansea	Jun-03
C	35-39	Andrew	LUXTON	1983	Swansea Aq M.	30.79	WNP Swansea	Mar-19
D	40-44	Austyn	SHORTMAN	1972	Tenby	29.70	Plymouth	Jun-13
E	45-49	Andrew	CAMPBELL	1974	Wrexham	29.82	WNP Swansea	Feb-20
F	50-54	Patrick	GORE	1968	Cardiff Masters	31.73	WNP Swansea	Jun-19
G	55-59	Eric	HODGSON	1947	Wrexham	34.63	Sheffield	Jan-06
H	60-64	Eric	HODGSON	1947	Wrexham	34.84	Manchester	Jun-07
J	65-69	James	ARTHUR	1948	Celtic Dolphins	38.45	WNP Swansea	Jun-14
K	70-74	Eamonn	KINSELLA	1933	Swansea Mast	41.43	WNP Swansea	Mar-04
L	75-79	Graham	HUXTABLE	1916	Welsh G'oldfish	46.35	Crystal Palace	1992
M	80-84	Tony	SUMMERS	1924	C o Newport	50.50	WNP Swansea	Mar-06
N	85-89	Tony	SUMMERS*	1924	C o Newport	57.85	WNP Swansea	Feb-09
O	90-94							
<b>100m BACKSTROKE</b>								
S	18-24	Andrew	LUXTON	1983	Swim Swansea	1.00.88	WNP Swansea	Mar-04
A	25-29	Paul	GRIFFITHS	1970	C o Cardiff	1.02.17	WEP Cardiff	1997
B	30-34	Paul	GRIFFITHS	1970	Nofio Cymru	1.02.29	Munich	2000
C	35-39	Andrew	LUXTON	1983	Swansea Aq M.	1.06.07	WNP Swansea	Mar-18
D	40-44	Patrick	GORE	1968	CLAMS	1.06.84	Cardiff I.S.V.	Jun-09
E	45-49	Andrew	CAMPBELL	1974	Wrexham	1.05.40	WNP Swansea	Mar-20
F	50-54	Patrick	GORE	1968	Cardiff Masters	1.07.87	WNP Swansea	Jun-19
G	55-59	Jonathan	HOPKINS	1960	Cardiff Masters	1.13.63	WNP Swansea	Mar-17
H	60-64	Eric	HODGSON	1947	Wrexham	1.18.37	Manchester	Jun-08
J	65-69	James	ARTHUR	1948	Celtic Dolphins	1.26.11	WNP Swansea	Jun-14
K	70-74	Eamonn	KINSELLA	1933	Swansea Mast	1.35.89	WNP Swansea	Mar-04
L	75-79	Tony	SUMMERS	1924	Newport Maindee	1.45.34	WNP Swansea	Jun-03
M	80-84	Tony	SUMMERS	1924	Newport Maindee	1.51.79	WNP Swansea	Mar-04
N	85-89	Tony	SUMMERS *	1924	C o Newport	2.09.07	WNP Swansea	Feb-09
O	90-94							
<b>200m BACKSTROKE</b>								
S	18-24	Rhys	DAVIES	2001	Nofio Sir Gar	2.17.29	WNP Swansea	Feb-20
A	25-29	Paul	GRIFFITHS	1970	Rhyl	2.17.81	Coventry	1999
B	30-34	Paul	GRIFFITHS	1970	Nofio Cymru	2.16.48	Munich	2000
C	35-39	Patrick	GORE	1968	CLAMS	2.31.69	WNP Swansea	Jun-03
D	40-44	Patrick	GORE	1968	CLAMS	2.24.72	Cardiff I.S.V.	Jun-09
E	45-49	Patrick	GORE	1968	Cardiff Masters	2.30.74	WNP Swansea	Mar-17
F	50-54	Patrick	GORE	1968	Cardiff Masters	2.31.08	WNP Swansea	Jun-19
G	55-59	Jonathan	HOPKINS	1960	Cardiff Masters	2.38.53	Olympic Aq Centre	May-16
H	60-64	Jonathan	HOPKINS	1960	Cardiff Masters	2.49.65	WNP Swansea	Feb-20
J	65-69	James	ARTHUR	1948	Celtic Dolphins	3.05.51	WNP Swansea	Mar-15
K	70-74	Eamonn	KINSELLA	1933	Swansea Mast	3.36.42	WNP Swansea	Mar-04
L	75-79	Graham	HUXTABLE	1916	Welsh G'oldfish	3.21.88	WEP Cardiff	1993
M	80-84	John	DAVIS	1924	Fox Hollies	4.00.74	WNP Swansea	Mar-04
N	85-89	Tony	SUMMERS	1924	C o Newport	4.28.99	WNP Swansea	Feb-09
O	90-94							
					New Welsh Record			
					& British Record			
					& European			
					& World			

SWIM WALES								
WELSH MASTERS AND SENIOR AGE GROUP LONG COURSE RECORDS								
MEN								
	AGE	NAME		YoB	CLUB	TIME	VENUE	DATE
<b>50m BREASTSTROKE</b>								
S	18-24	Andrew	REAY	1994	Wrexham	32.00	Manchester	Jun-15
A	25-29	Kiroless	SABA	1990	Cardiff Masters	30.15	WNP Swansea	Jun-19
B	30-34	David	MORGAN	1975	G.B. Police	31.85	WNP Swansea	Mar-08
C	35-39	David	MORGAN	1975	G.B. Police	32.07	WNP Swansea	Mar-11
D	40-44	Paul	JENKINS	1953	CLAMS	32.28	WEP Cardiff	1993
E	45-49	Walter	SYRETT	1959	Pontypool	33.49	WNP Swansea	Mar-07
F	50-54	Walter	SYRETT	1959	Pontypool	33.55	Cardiff I.S.V.	Jun-09
G	55-59	Walter	SYRETT	1959	Heads/Valleys	34.97	WNP Swansea	Jun-14
H	60-64	Walter	SYRETT	1959	Heads/Valleys	36.46	WNP Swansea	Mar-19
J	65-69	James	ARTHUR	1948	Celtic Dolphins	41.18	WNP Swansea	Jun-14
K	70-74	Garfield	THOMAS	1940	Bridgend Cty	44.89	Glasgow	Jun-10
L	75-79	Edward	LLOYD	1931	Wrexham	46.47	Manchester	Jun-06
M	80-84	Robert	LLOYD-EVANS	1924	Poole	54.65	WNP Swansea	Mar-22
N	85-89							
O	90-94							
<b>100m BREASTSTROKE</b>								
S	18-24	Ian	TAPLEY	1983	Holywell	1.07.99	WNP Swansea	Jun-03
A	25-29	Ross	NORGROVE	1968	Gwent Police	1.12.74	WEP Cardiff	1993
B	30-34	David	MORGAN	1975	G.B. Police	1.10.99	WNP Swansea	Mar-08
C	35-39	David	MORGAN	1975	G.B. Police	1.12.55	WNP Swansea	Mar-11
D	40-44	Phil	BURCHELL	1980	Holywell	1.15.75	WNP Swansea	Feb-20
E	45-49	Walter	SYRETT	1959	Pontypool	1.16.33	WNP Swansea	Mar-04
F	50-54	Walter	SYRETT	1959	Pontypool	1.15.55	Cardiff I.S.V.	Jun-09
G	55-59	Walter	SYRETT	1959	Heads/Valleys	1.18.31	WNP Swansea	Jun-14
H	60-64	Walter	SYRETT	1959	Heads/Valleys	1.21.62	WNP Swansea	Mar-19
J	65-69	James	ARTHUR	1948	Celtic Dolphins	1.30.43	WNP Swansea	Jun-14
K	70-74	Robert	LLOYD-EVANS	1942	Poole	1.42.58	WNP Swansea	Mar-12
L	75-79	Robert	LLOYD-EVANS	1942	Poole	1.51.91	WNP Swansea	Mar-17
M	80-84	Robert	LLOYD-EVANS	1924	Poole	2.01.52	WNP Swansea	Mar-22
N	85-89							
O	90-94							
<b>200m BREASTSTROKE</b>								
S	18-24	Ian	TAPLEY	1983	Holywell	2.27.25	WNP Swansea	Jun-03
A	25-29	Andrew	LOCKYER	1968	CLAMS	2.47.32	WEP Cardiff	1996
B	30-34	David	MORGAN	1975	G.B. Police	2.39.16	WNP Swansea	Mar-08
C	35-39	Geoff	BODDIE	1973	GB.Police/Holywell	2.38.70	Leeds	Jun-11
D	40-44	Paul	JENKINS	1953	CLAMS	2.45.67	Europeans	1993
E	45-49	Walter	SYRETT	1959	Pontypool	2.49.40	WNP Swansea	Mar-04
F	50-54	Walter	SYRETT	1959	Pontypool	2.45.70	Cardiff I.S.V.	Jun-09
G	55-59	Walter	SYRETT	1959	Heads/Valleys	2.52.77	WNP Swansea	Jun-14
H	60-64	Walter	SYRETT	1959	Heads/Valleys	2.59.68	WNP Swansea	Jun-19
J	65-69	James	ARTHUR	1948	Celtic Dolphins	3.18.42	WNP Swansea	Jun-14
K	70-74	Robert	LLOYD-EVANS	1942	Poole	3.40.23	WNP Swansea	Mar-12
L	75-79	Robert	LLOYD-EVANS	1942	Poole	3.53.54	WNP Swansea	Mar-17
M	80-84	Robert	LLOYD-EVANS	1924	Poole	4.24.66	WNP Swansea	Mar-22
N	85-89							
O	90-94							
			New Welsh Record					
			& British Record					
			& European					
			& World					

SWIM WALES								
WELSH MASTERS AND SENIOR AGE GROUP LONG COURSE RECORDS								
MEN								
	AGE	NAME		YoB	CLUB	TIME	VENUE	DATE
<b>50m FREESTYLE</b>								
S	18-24	Nathan	FORD	1984	Swansea Perf.	23.47	WNP Swansea	Mar-08
A	25-29	Kiroless	SABA	1990	Cardiff Masters	24.71	WNP Swansea	Jun-19
B	30-34	Oliver	HARRIS	1990	Cardiff Masters	24.59	WNP Swansea	Mar-22
C	35-39	Kevin	HARRISON	1965	Nottm Leander	24.87	Millau	Aug-03
D	40-44	Patrick	GORE	1968	CLAMS	27.60	Cardiff I.S.V.	May-09
E	45-49	Graham	SADLER	1959	Trafford Metro	27.03	Manchester	Jun-08
F	50-54	Patrick	GORE	1968	Cardiff Masters	27.56	WNP Swansea	Jun-19
G	55-59	Jonathan	HOPKINS	1960	Cardiff Masters	28.75	WNP Swansea	Mar-15
H	60-64	Adrian	MORRIS	1962	Cardiff Masters	29.91	WNP Swansea	Mar-22
J	65-69	James	ARTHUR	1948	Celtic Dolphins	31.53	WNP Swansea	Mar-14
K	70-74	Garfield	THOMAS	1940	Bridgend Cty	32.89	Cardiff I.S.V.	May-10
L	75-79	Edward	LLOYD	1931	Wrexham	35.39	Manchester	Jun-06
M	80-84	Garfield	THOMAS	1940	Bridgend Cty	39.71	WNP Swansea	Mar-20
N	85-89	Bill	DODGSON	1920	Individual	43.84	WNP Swansea	May-05
O	90-94							
<b>100m FREESTYLE</b>								
S	18-24	Adam	RATTENBERRY	1984	CLAMS	54.18	Manchester	Jun-07
A	25-29	David	ROBERTS	1981	Birmingham Mast	55.13	WNP Swansea	Mar-07
B	30-34	Oliver	HARRIS	1990	Cardiff Masters	53.85	WNP Swansea	Mar-22
C	35-39	Mark	JONES	1972	Ealing	56.18	Cadiz	Sep-09
D	40-44	Peter	BEAUMONT	1969	Welsh Indy	58.80	WNP Swansea	Mar-10
E	45-49	Graham	SADLER	1959	Trafford Metro	1.00.59	Manchester	Jun-08
F	50-54	Patrick	GORE	1968	Cardiff Masters	59.79	WNP Swansea	Jun-19
G	55-59	Adrian	MORRIS	1962	Cardiff Masters	1.03.75	WNP Swansea	Jun-19
H	60-64	Adrian	MORRIS	1962	Cardiff Masters	1.05.35	WNP Swansea	Mar-22
J	65-69	James	ARTHUR	1948	Celtic Dolphins	1.11.56	WNP Swansea	Mar-13
K	70-74	Garfield	THOMAS	1940	Bridgend Cty	1.14.57	Glasgow	Jun-10
L	75-79	Garfield	THOMAS	1940	Bridgend Cty	1.20.33	Sheffield	Apr-16
M	80-84	Garfield	THOMAS	1940	Bridgend Cty	1.29.97	K2 Crawley	Jan-20
N	85-89	Bill	DODGSON	1920	Individual	1.40.90	WNP Swansea	May-05
O	90-94							
<b>200m FREESTYLE</b>								
S	18-24	Andrew	LUXTON	1983	Swim Swansea	2.00.85	WNP Swansea	Mar-04
A	25-29	Josh	HANBURY	1993	Swansea Masters	2.03.01	WNP Swansea	Mar-22
B	30-34	Rhodri	HUMPHRIES	1982	Royal Navy	2.01.35	Montreal	Aug-14
C	35-39	Rhodri	HUMPHRIES	1982	Royal Navy	2.09.03	WNP Swansea	Mar-17
D	40-44	Jonathan	HOPKINS	1960	Swansea Valley	2.12.44	Munich	2000
E	45-49	Jonathan	HOPKINS	1960	Swansea Valley	2.15.14	WNP Swansea	May-05
F	50-54	Tony	DAY	1965	Darlington SC	2.12.45	Olympic Aq Centre	May-16
G	55-59	Jonathan	HOPKINS	1960	Cardiff Master	2.22.78	WNP Swansea	Mar-15
H	60-64	Adrian	MORRIS	1962	Cardiff Masters	2.29.86	WNP Swansea	Mar-22
J	65-69	James	ARTHUR	1948	Celtic Dolphins	2.39.84	WNP Swansea	Mar-13
K	70-74	James	ARTHUR	1948	Celtic Dolphins	2.46.64	WNP Swansea	Mar-18
L	75-79	Garfield	THOMAS	1940	Bridgend Cty	3.07.20	Aldershot	Jul-16
M	80-84	Garfield	THOMAS	1940	Bridgend Cty	3.29.20	K2 Crawley	Jan-20
N	85-89	Bill	DODGSON	1920	Individual	4.05.45	WNP Swansea	May-05
O	90-94							
	AGE	NAME		YoB	CLUB	TIME	VENUE	DATE
<b>400m FREESTYLE</b>								
S	18-24	Gareth	COCKS	1989	Cardiff Masters	4.31.14	Sheffield	May-12
A	25-29	Craig	THOMAS	1991	Bridgend Cty	4.17.48	WNP Swansea	Mar-16
B	30-34	Rhodri	HUMPHREYS	1982	Royal Navy	4.29.09	Plymouth	Jun-13

C	35-39	Stuart	MORRISH	1967	Hereford	4.36.57	WNP Swansea	Jun-03
D	40-44	Jonathan	HOPKINS	1960	Swansea Valley	4.43.11	WNP Swansea	Jun-03
E	45-49	Patrick	GORE	1968	C o Cardiff	4.52.61	WNP Swansea	Mar-13
F	50-54	Tony	DAY	1965	Darlington SC	4.49.21	Olympic Aq Centre	May-16
G	55-59	Jonathan	HOPKINS	1960	Cardiff Masters	5.08.02	WNP Swansea	Mar-17
H	60-64	Jonathan	HOPKINS	1960	Cardiff Masters	5.16.88	WNP Swansea	Mar-22
J	65-69	Christopher	Goulden	1957	Cardiff Masters	5.31.34	WNP Swansea	Mar-22
K	70-74	James	ARTHUR	1948	Celtic Dolphins	5.56.65	WNP Swansea	Mar-18
L	75-79	Garfield	THOMAS	1940	Bridgend Cty	6.38.78	Crawley	Feb-15
M	80-84	Garfield	THOMAS	1940	Bridgend Cty	7.24.65	K2 Crawley	Jan-20
N	85-89	Bill	DODGSON	1920	Individual	8.46.02	WNP Swansea	May-05
O	90-94							

#### 800m FREESTYLE

S	18-24	Rhys	DAVIES	2001	Nofio Sir Gar	9.29.82	WNP Swansea	Mar-20
A	25-29	David Josh	HANBURY	1993	Swansea Masters	9.07.88	WNP Swansea	Mar-20
B	30-34	Calvin	HARRIS	1965	Pontypool	9.41.63	WEP Cardiff	1998
C	35-39	Stuart	MORRISH	1967	Hereford	9.29.14	WNP Swansea	Jun-03
D	40-44	Andrew	MARTIN	1975	Cardiff Masters	9.53.60	WNP Swansea	Mar-19
E	45-49	Andrew	MARTIN	1975	Cardiff Masters	10.07.04	WNP Swansea	Mar-22
F	50-54	Tony	DAY	1965	Darlington SC	9.45.46	Olympic Aq Centre	May-16
G	55-59	Jonathan	HOPKINS	1960	Cardiff Masters	10.40.09	WNP Swansea	Mar-15
H	60-64	Christopher	GOULDEN	1957	Cardiff Masters	10.48.18	Plymouth	Jun-18
J	65-69	James	ARTHUR	1948	Celtic Dolphins	11.51.27	WNP Swansea	Mar-14
K	70-74	James	ARTHUR	1948	Celtic Dolphins	12.17.32	WNP Swansea	Mar-18
L	75-79	Garfield	THOMAS	1940	Bridgend Cty	14.07.55	Crawley	Feb-15
M	80-84	Garfield	THOMAS	1940	Bridgend Cty	15.01.80	WNP Swansea	Feb-20
N	85-89	Bill	DODGSON	1920	Individual	18.22.52	WNP Swansea	May-05
O	90-94							

#### 1500m FREESTYLE

S	18-24	Daniel	THOMAS	1997	Pembroke & Dist	18.50.40	WNP Swansea	Mar-19
A	25-29	Stuart	MORRISH	1967	Newport Maindee	17.48.85	Crystal Palace	1995
B	30-34	Calvin	HARRIS	1965	Pontypool	18.23.05	Coventry	1999
C	35-39	Stuart	MORRISH	1967	Hereford	18.11.53	WNP Swansea	Jun-03
D	40-44	Andrew	MARTIN	1975	Cardiff Masters	18.58.13	WNP Swansea	Mar-19
E	45-49	Jonathan	HOPKINS	1960	Swansea Valley	19.35.63	WNP Swansea	Feb-09
F	50-54	Jonathan	HOPKINS	1960	Cardiff Masters	20.40.35	WNP Swansea	Mar-14
G	55-59	Jonathan	HOPKINS	1960	Cardiff Masters	21.09.68	WNP Swansea	Mar-19
H	60-64	Christopher	GOULDEN	1957	Cardiff Masters	20.34.21	Plymouth	Jun-18
J	65-69	Cyril	THOMAS	1938	Bridgend Cty	22.53.41	WNP Swansea	Jun-03
K	70-74	David	GREY	1951	Individual	26.15.30	Aberdeen Sports Centre	Jun-22
L	75-79	Garfield	THOMAS	1940	Bridgend Cty	27.10.39	WNP Swansea	Mar-17
M	80-84	Ernest	CLEMETT	1917	St.Austell	35.52.91	Glasgow	1998
N	85-89	Bill	DODGSON	1920	Individual	35.29.09	WNP Swansea	Apr-05
O	90-94							

New Welsh Record  
& British Record  
& European  
& World



SWIM WALES				
WELSH MASTERS AND SENIOR AGE GROUP LONG COURSE RECORDS				
MEN				
4x50m MENs MEDLEY TEAM				
AGE GROUP	CLUB	TIME	VENUE	DATE
72-96yrs	CLAMS	1.55.58	Cardiff I.S.V.	May-08
	A. Keen : D. Laxton : A. Rattenberry : Chris Wyatt			
100-119yrs	Cardiff Masters	1.56.89	WNP Swansea	Feb-20
	Callum Morris : Kiroless Saba : Olly Harris : Tom Longden			
120-159yrs	Cardiff Masters	1.56.50	WNP Swansea	June-19
	Patrick Gore : Kiroless Saba : David Booth : Scott Tancock			
160-199yrs	Pembroke	2.04.00	WNP Swansea	Jun-03
	A. Shortman : M. James : J. Richards : N. Goddard			
200-239yrs	CLAMS	2.08.57	WNP Swansea	Jun-03
	B. Caddick : R. Thomas : P. Godfrey : P. Gore			
240-279yrs	Cardiff Masters	2.26.20	WNP Swansea	Jun-19
	Malcolm Wilson : Mike Battersby : Adrian Morris : David Lowe			
280-319yrs				
320-359yrs				
4 x 100m MENs MEDLEY TEAM				
AGE GROUP	CLUB	TIME	VENUE	DATE
72-96yrs				
100-119yrs				
120-159yrs				
160-199yrs				
200-239yrs	Arfon Masters	7.27.16	WNP Swansea	Mar-12
	Baz Owen : Pete Edwards : Keith Rothwell : Oggy East			
240-279yrs				
280-319yrs				
320-359yrs				
4x200m MENs MEDLEY TEAM				
AGE GROUP	CLUB	TIME	VENUE	DATE
72-96yrs				
100-119yrs				
120-159yrs				
160-199yrs				
200-239yrs				
240-279yrs				
280-319yrs				
320-359yrs				

New Welsh Record  
& British Record  
& European  
& World



SWIM WALES								
WELSH MASTERS AND SENIOR AGE GROUP LONG COURSE RECORDS								
WOMEN								
	AGE	NAME		YoB	CLUB	TIME	VENUE	DATE
<b>200m INDIVIDUAL MEDLEY</b>								
S	18-24	Faith	GOODLIFFE	2000	Coventry Mast	2.34.79	WNP Swansea	Mar-19
A	25-29	Nia	WESTLAKE	1993	Gloucester Masters	2.37.71	Aberdeen	Jun-22
B	30-34	Natasha	MORGAN	1982	Southwark Aq	2.38.91	K2 Crawley	Jan-16
C	35-39	Natasha	MORGAN	1982	Southwark Aq	2.41.55	Aberdeen	Jun-17
D	40-44	Michelle	WARE	1973	Guildford City	2.37.43	K2 Crawley	Jan-17
E	45-49	Helen	GORMAN	1972	Cardiff Masters	2.33.43	Gwangju South Korea	Aug-19
F	50-54	Helen	GORMAN	1972	City of Cardiff	2.33.61	Aberdeen	Jun-22
G	55-59	Allie	PRICE	1965	Cardiff Masters	2.46.69	WNP Swansea	Feb-20
H	60-64	Julie	CRAYFORD	1948	CLAMS	3.14.77	Perth/Australia	Apr-08
J	65-69	Elsa	STEWART	1954	Cardiff Masters	3.56.48	WNP Swansea	Mar-19
K	70-74	Helen	HUGHES	1942	Arfon Masters	4.19.81	WNP Swansea	Mar-12
L	75-79	Edna	DILWORTH	1925	Arfon Masters	4.59.69	Glasgow	2001
M	80-84	Helen	HUGHES	1942	Arfon Masters	4.44.14	WNP Swansea	Mar-22
N	85-89							
O	90-94							
<b>400m INDIVIDUAL MEDLEY</b>								
S	18-24							
A	25-29	Nia	WESTLAKE	1993	Gloucester Masters	5.32.47	Aberdeen	Jun-22
B	30-34	Natasha	MORGAN	1982	Southwark Aq	5.45.93	Manchester	Jun-15
C	35-39	Lesley	WILDE	1959	Rhyl	5.53.54	WEP Cardiff	1997
D	40-44	Lesley	WILDE	1959	Rhyl	5.32.05	Glasgow	2001
E	45-49	Nicola	LATTY	1971	Holywell	5.35.52	WNP Swansea	Jun-19
F	50-54	Nicola	LATTY	1971	Holywell	5.40.39	WNP Swansea	Mar-22
G	55-59	Julie	CRAYFORD	1948	CLAMS	6.32.56	Riccione	Jun-04
H	60-64	Julie	CRAYFORD	1948	CLAMS	7.01.19	Perth/Australia	Apr-08
J	65-69	Victor	CHRISTINA RITA	1954	Guildford City	7.44.81	WNP Swansea	Mar-20
K	70-74	Helen	HUGHES	1942	Arfon Masters	9.01.55	WNP Swansea	Mar-13
L	75-79	Helen	HUGHES	1942	Arfon Masters	10.01.49	WNP Swansea	Mar-19
M	80-84							
N	85-89							
O	90-94							
					New Welsh Record			
					& British Record			
					& European			
					& World			

SWIM WALES								
WELSH MASTERS AND SENIOR AGE GROUP LONG COURSE RECORDS								
WOMEN								
	AGE	NAME	YoB	CLUB	TIME	VENUE	DATE	
<b>50m BUTTERFLY</b>								
S	18-24	Clare	GRUNDY	1982	I o Wight Masters	30.04	WNP Swansea	Mar-04
A	25-29	Isabella	CENTELEGH	1996	Cardiff Masters	28.42	WNP Swansea	Mar-22
C	30-34	Maxine	McKINNELL	1967	CLAMS	29.68	WEP Cardiff	1997
C	35-39	Kathryn	OWENS	1974	Swansea Masters	31.31	Cardiff I.S.V.	Jun-09
D	40-44	Michelle	WARE	1973	Guildford City	29.53	Budapest	Aug-17
E	45-49	Michelle	WARE	1973	Guildford City	29.70	Plymouth	Jun-18
F	50-54	Allie	PRICE	1965	Cardiff Masters	32.15	WNP Swansea	Mar-19
G	55-59	Caryn	KIELLOR	1959	Cardiff Masters	34.48	WNP Swansea	Jun-14
H	60-64	Julie	CRAYFORD	1948	CLAMS	37.91	Perth/Australia	Apr-08
J	65-69	Christina	VICTOR	1954	Guildford City	37.93	Gwangju South Korea	Aug-19
K	70-74	Helen	HUGHES	1942	Arfon Masters	55.32	WNP Swansea	Mar-14
L	75-79	Edna	DILWORTH	1925	Arfon Masters	1.06.78	Munich	2000
M	80-84	Helen	HUGHES	1942	Arfon Masters	1.09.81	WNP Swansea	Mar-22
N	85-89							
O	90-94							
<b>100m BUTTERFLY</b>								
S	18-24	Sian	BOULTON	1986	Swansea Uni	1.07.26	WNP Swansea	Mar-07
A	25-29	Isabella	CENTELEGH	1996	Cardiff Masters	1.04.55	WNP Swansea	Mar-22
B	30-34	Sian	DALLIMORE	1986	Carmarthen M	1.08.73	WNP Swansea	Mar-16
C	35-39	Friederike	SCHMIDT	1977	Fishguard Flyers	1.12.91	WNP Swansea	Mar-14
D	40-44	Michelle	WARE	1973	Guildford City	1.14.42	WNP Swansea	Mar-13
E	45-49	Michelle	WARE	1973	Guildford City	1.09.90	WNP Swansea	Mar-19
F	50-54	Allie	PRICE	1965	Cardiff Masters	1.14.20	Manchester	Jun-15
G	55-59	Allie	PRICE	1965	Cardiff Masters	1.17.10	WNP Swansea	Mar-20
H	60-64	Christina	VICTOR	1954	Guildford City	1.30.10	Olympic Aq Centre	May-16
J	65-69	Christina	VICTOR	1954	Guildford City	1.32.92	Gwangju South Korea	Aug-19
K	70-74	Helen	HUGHES	1942	Arfon Masters	2.15.39	WNP Swansea	Mar-14
L	75-79	Helen	HUGHES	1942	Arfon Masters	2.41.04	WNP Swansea	Mar-19
M	80-84							
N	85-89							
O	90-94							
<b>200m BUTTERFLY</b>								
S	18-24	Claudia	SAVAGE	2001	Chirk Dragons SC	3.02.32	WNP Swansea	Feb-20
A	25-29	Nia	WESTLAKE	1993	Gloucester Masters	2.51.31	Aberdeen	Jun-22
B	30-34	Natasha	MORGAN	1982	Southwark Aq	2.26.50	Crawley	Feb-15
C	35-39	Anne	WILLIAMS	1957	Brecon	3.30.56	Sheffield	1996
D	40-44	Ceri	THOMAS	1965	Bridgend Cty	3.02.63	Cardiff I.S.V.	Jun-09
E	45-49	Nicola	LATTY	1971	Holywell	2.34.06	Gwangju South Korea	Aug-19
F	50-54	Julie	CRAYFORD	1948	Barry	3.10.40	Glasgow	2001
G	55-59	Julie	CRAYFORD	1948	CLAMS	3.14.29	Riccione	Jun-04
H	60-64	Julie	CRAYFORD	1948	CLAMS	3.36.29	Cadiz	Sep-09
J	65-69	Christina	VICTOR	1954	Guildford City	3.57.71	WNP Swansea	Jun-19
K	70-74	Margaret	WEARE	1944	Caldicot	5.54.44	WNP Swansea	Jun-14
L	75-79	Helen	HUGHES	1942	Arfon Masters	5.55.60	WNP Swansea	Mar-19
M	80-84							
N	85-89							
O	90-94							
					New Welsh Record			
					& British Record			
					& European			
					& World			

SWIM WALES								
WELSH MASTERS AND SENIOR AGE GROUP LONG COURSE RECORDS								
WOMEN								
	AGE	NAME		YoB	CLUB	TIME	VENUE	DATE
<b>50m BACKSTROKE</b>								
S	18-24	Faith	GOODLIFFE	2000	Coventry Mast	33.38	WNP Swansea	Mar-19
A	25-29	Danielle	STIRRAT	1993	Cardiff Masters	33.04	WNP Swansea	Mar-22
B	30-34	Siân	CLEMENT	1977	Swansea Sharks	34.10	Yalta (Ukraine)	Sep-11
C	35-39	Ceri	EDWARDS	1978	Portsmouth N'sea	34.82	Budapest	Aug-17
D	40-44	Michelle	WARE	1973	Guildford City	31.58	Budapest	Aug-17
E	45-49	Michelle	WARE	1973	Guildford City	32.10	WNP Swansea	Jun-19
F	50-54	Allie	PRICE	1965	Cardiff Masters	34.62	London	Mar-19
G	55-59	Allie	PRICE	1965	Cardiff Masters	35.29	WNP Swansea	Feb-20
H	60-64	Julia	BUCHANAN	1957	Caldicot	42.22	WNP Swansea	Feb-20
J	65-69	Julia	BUCHANAN	1957	Caldicot	45.48	WNP Swansea	Mar-22
K	70-74	Helen	HUGHES	1942	Arfon Masters	50.49	WNP Swansea	Mar-14
L	75-79	Edna	DILWORTH	1925	Arfon Masters	57.45	Glasgow	2001
M	80-84	Helen	HUGHES	1942	Arfon Masters	1.00.72	WNP Swansea	Mar-22
N	85-89	Emily	GODSALL	1917	CLAMS	1.22.11	WNP Swansea	Jun-03
O	90-94							
<b>100m BACKSTROKE</b>								
S	18-24	Laura	PARRY	1982	CLAMS	1.14.23	WNP Swansea	Jun-03
A	25-29	Danielle	STIRRAT	1993	Cardiff Masters	1.07.60	WNP Swansea	Mar-22
B	30-34	Siân	CLEMENT	1977	Swansea Sharks	1.16.46	Yalta (Ukraine)	Sep-11
C	35-39	Ceri	EDWARDS	1978	Portsmouth N'sea	1.14.91	Budapest	Aug-17
D	40-44	Michelle	WARE	1973	Guildford City	1.11.04	Manchester	Jun-15
E	45-49	Michelle	WARE	1973	Guildford City	1.11.81	WNP Swansea	Mar-19
F	50-54	Allie	PRICE	1965	Cardiff Masters	1.14.89	WNP Swansea	Jun-19
G	55-59	Allie	PRICE	1965	Cardiff Masters	1.15.80	WNP Swansea	Mar-20
H	60-64	Micaela	MORRIS	1961	Gloucester Masters	1.34.92	WNP Swansea	Mar-22
J	65-69	Julia	BUCHANAN	1957	Caldicot	1.42.39	WNP Swansea	Mar-22
K	70-74	Helen	HUGHES	1942	Arfon Masters	1.49.34	WNP Swansea	Mar-14
L	75-79	Helen	HUGHES	1942	Arfon Masters	2.13.90	WNP Swansea	Mar-19
M	80-84	Helen	HUGHES	1942	Arfon Masters	2.09.41	WNP Swansea	Mar-22
N	85-89	Emily	GODSALL	1917	Nofio Cymru	3.04.39	Crystal Palace	2003
O	90-94							
<b>200m BACKSTROKE</b>								
S	18-24	Faith	GOODLIFFE	2000	Coventry Mast	2.39.31	WNP Swansea	Mar-19
A	25-29	Rachel	BANFIELD	1984	CLAMS	2.33.74	Cardiff I.S.V.	Jun-09
B	30-34	Emma	DAVIES	1979	C o Derby	2.46.42	Glasgow	Jun-10
C	35-39	Lesley	WILDE	1959	Rhyl	2.37.99	WEP Cardiff	1998
D	40-44	Lesley	WILDE	1959	Nofio Cymru	2.34.37	Munich	2000
E	45-49	Lesley	WILDE	1959	Holywell	2.36.59	WNP Swansea	Mar-04
F	50-54	Allie	PRICE	1965	Cardiff Masters	2.43.33	WNP Swansea	Jun-19
G	55-59	Allie	PRICE	1965	Cardiff Masters	2.49.92	WNP Swansea	Feb-20
H	60-64	Micaela	MORRIS	1961	Gloucester Masters	3.27.01	WNP Swansea	Mar-22
J	65-69	Julia	BUCHANAN	1957	Caldicot	3.39.43	WNP Swansea	Mar-22
K	70-74	Helen	HUGHES	1942	Arfon Masters	4.09.48	WNP Swansea	Mar-13
L	75-79	Helen	HUGHES	1942	Arfon Masters	4.33.87	WNP Swansea	Mar-19
M	80-84	Helen	HUGHES	1942	Arfon Masters	4.30.08	WNP Swansea	Mar-22
N	85-89	Emily	GODSALL	1917	Nofio Cymru	6.25.89	Crystal Palace	2002
O	90-94							
					New Welsh Record			
					& British Record			
					& European			
					& World			

SWIM WALES								
WELSH MASTERS AND SENIOR AGE GROUP LONG COURSE RECORDS								
WOMEN								
	AGE	NAME		YoB	CLUB	TIME	VENUE	DATE
<b>50m BREASTSTROKE</b>								
S	18-24	Louise	HENLEY	1985	Swansea Perf	33.27	WNP Swansea	Mar-08
A	25-29	Jennifer	JONES	1990	Cardiff Masters	35.56	WNP Swansea	Jun-19
B	30-34	Louise	HENLEY	1985	RAF	34.21	Kranj	Sep-18
C	35-39	Sophie	MOUNTAIN	1987	Carmarthenshire Masters	38.33	WNP Swansea	Mar-22
D	40-44	Jordanna	ROBERTS	1982	Swansea Masters	38.6	WNP Swansea	Mar-22
E	45-49	Helen	GORMAN	1972	Cardiff Masters	34.58	Gwangju South Korea	Aug-19
F	50-54	Helen	GORMAN	1972	City of Cardiff	34.87	Ponds Forge	Jun-22
G	55-59	Joanna	COLLINS	1966	Welshpool Sharkds	39.1	WNP Swansea	Mar-22
H	60-64	Julie	CRAYFORD	1948	CLAMS	42.89	Sydney/Australia	Oct-09
J	65-69	Christina	VICTOR	1954	Guildford City	44.89	Gwangju South Korea	Aug-19
K	70-74	Edna	DILWORTH	1925	Arfon Masters	57.31	WEP Cardiff	1996
L	75-79	Edna	DILWORTH	1925	Arfon Masters	1.00.75	Munich	2000
M	80-84	Kathy	CLAPP	1924	Connah's Quay	1.11.88	Manchester	Apr-04
N	85-89	Emily	GODSALL	1917	CLAMS	1.40.26	WNP Swansea	Mar-04
O	90-94							
<b>100m BREASTSTROKE</b>								
S	18-24	Louse	HENLEY	1985	Swansea Perf	1.14.04	WNP Swansea	Mar-08
A	25-29	Louise	HENLEY	1985	City of Cardiff	1.15.61	WNP Swansea	Mar-10
B	30-34	Louise	HENLEY	1985	RAF	1.12.87	Kranj	Sep-18
C	35-39	Natasha	MORGAN	1982	Southwark Aq	1.24.72	Aberdeen	Jun-17
D	40-44	Jordanna	ROBERTS	1982	Swansea Masters	1.29.44	WNP Swansea	Mar-22
E	45-49	Helen	GORMAN	1972	Cardiff Masters	1.14.70	WNP Swansea	Mar-18
F	50-54	Helen	GORMAN	1972	City of Cardiff	1.15.44	Ponds Forge	Jun-22
G	55-59	Joanna	COLLINS	1966	Welshpool Sharks	1.27.48	WNP Swansea	Mar-22
H	60-64	Julie	CRAYFORD	1948	CLAMS	1.39.29	Manchester	Jun-08
J	65-69	Christina	VICTOR	1954	Guildford City	1.41.25	Gwangju South Korea	Aug-19
K	70-74	M.Gwenda	DINSDALE	1946	Head Valleys	2.09.55	Aldershot	Jul-18
L	75-79	Edna	DILWORTH	1925	Arfon Masters	2.18.22	Glasgow	2001
M	80-84	Emily	GODSALL	1917	CLAMS	3.18.19	WEP Cardiff	1997
N	85-89	Emily	GODSALL	1917	Nofio Cwmru	3.50.70	Christchurch NZ	2002
O	90-94							
<b>200m BREASTSTROKE</b>								
S	18-24	Kathryn	PHILLIPS	1983	Cwmbran	3.37.33	WNP Swansea	Mar-04
A	25-29	Louise	HENLEY	1985	City of Cardiff	2.43.69	WNP Swansea	Mar-10
B	30-34	Natasha	MORGAN	1982	Southwark	3.00.56	Manchester	Jun-15
C	35-39	Natasha	MORGAN	1982	Southwark Aq	3.02.84	Aberdeen	Jun-17
D	40-44	Jordanna	ROBERTS	1982	Swansea Masters	3.15.79	WNP Swansea	Mar-22
E	45-49	Helen	GORMAN	1972	City of Cardiff	2.46.20	WNP Swansea	Mar-20
F	50-54	Helen	GORMAN	1972	City of Cardiff	2.44.66	Aberdeen	Jun-22
G	55-59	Joanna	COLLINS	1966	Welshpool Sharks	3.12.09	WNP Swansea	Mar-22
H	60-64	Julie	CRAYFORD	1948	CLAMS	3.40.72	Manchester	Jun-08
J	65-69	Victor	CHRISTINA RITA	1954	Guildford City	3.51.23	WNP Swansea	Mar-20
K	70-74	Edna	DILWORTH	1925	Arfon Masters	4.37.04	Sheffield	1996
L	75-79	Edna	DILWORTH	1925	Arfon Masters	5.02.39	Munich	2000
M	80-84	Emily	GODSALL	1917	CLAMS	7.25.62	Prague	1997
N	85-89	Emily	GODSALL	1917	CLAMS	8.19.05	WNP Swansea	Jun-03
O	90-94							
					New Welsh Record			
					& British Record			
					& European			
					& World			

SWIM WALES								
WELSH MASTERS AND SENIOR AGE GROUP LONG COURSE RECORDS								
WOMEN								
	AGE	NAME	YoB	CLUB	TIME	VENUE	DATE	
<b>50m FREESTYLE</b>								
S	18-24	Amelia	TUCKER	2003	Swansea Masters	29.18	WNP Swansea	Mar-22
A	25-29	Danielle	STIRRAT	1993	Cardiff Masters	27.83	WNP Swansea	Mar-22
B	30-34	Maxine	McKINNELL	1967	CLAMS	27.97	WEP Cardiff	1997
C	35-39	Sarah	VALE	1975	Llantrisant	29.43	WNP Swansea	Mar-10
D	40-44	Michelle	WARE	1973	Guildford City	28.19	Budapest	Aug-17
E	45-49	Michelle	WARE	1973	Guildford City	27.92	Plymouth	Jun-18
F	50-54	Helen	GORMAN	1972	City of Cardiff	29.87	WNP Swansea	Mar-22
G	55-59	Joanna	COLLINS	1966	Welshpool Sharks	31.34	WNP Swansea	Mar-22
H	60-64	Julie	CRAYFORD	1948	CLAMS	35.50	Cardiff I.S.V.	May-08
J	65-69	Julia	BUCHANAN	1957	Caldicot	37.59	WNP Swansea	Mar-22
K	70-74	Helen	HUGHES	1942	Arfon Masters	42.73	WNP Swansea	Mar-13
L	75-79	Edna	DILWORTH	1925	Arfon Masters	53.24	Glasgow	2001
M	80-84	Helen	HUGHES	1942	Arfon Masters	55.43	WNP Swansea	Mar-22
N	85-89	Vivien	BATTEN	1925	CLAMS	1.22.47	WNP Swansea	Mar-10
O	90-94							
<b>100m FREESTYLE</b>								
S	18-24	Sian	BOULTON	1986	Swansea Uni	1.01.44	WNP Swansea	Mar-07
A	25-29	Danielle	STIRRAT	1993	Cardiff Masters	59.81	WNP Swansea	Mar-22
B	30-34	Sarah	VALE	1975	Llantrisant	1.03.54	WNP Swansea	Mar-07
C	35-39	Sarah	VALE	1975	Llantrisant	1.04.87	Cardiff I.S.V.	May-10
D	40-44	Michelle	WARE	1973	Guildford City	1.01.05	Manchester	Jun-15
E	45-49	Michelle	WARE	1973	Guildford City	1.01.97	WNP Swansea	Mar-19
F	50-54	Nicola	LATTY	1971	Holywell	1.05.22	WNP Swansea	Mar-22
G	55-59	Joanna	COLLINS	1966	Welshpool Sharks	1.12.10	WNP Swansea	Mar-22
H	60-64	Julia	BUCHANAN	1957	Caldicot	1.20.28	WNP Swansea	Jun-19
J	65-69	Elsa	STEWART	1954	Cardiff Masters	1.31.84	WNP Swansea	Mar-19
K	70-74	Helen	HUGHES	1942	Arfon Masters	1.42.29	WNP Swansea	Mar-12
L	75-79	Helen	HUGHES	1942	Arfon Masters	1.55.46	WNP Swansea	Mar-19
M	80-84	Helen	HUGHES	1942	Arfon Masters	1.58.22	WNP Swansea	Mar-22
N	85-89	Viv	BATTEN	1928	CLAMS	3.32.94	WNP Swansea	Mar-10
O	90-94							
<b>200m FREESTYLE</b>								
S	18-24	Zoe	JENNET THOMAS	1993	Bridgend County	2.24.99	WNP Swansea	Mar-15
A	25-29	Stella	LANCEY	1988	Cardiff Masters	2.12.63	WNP Swansea	Jun-14
B	30-34	Natasha	MORGAN	1982	Southwark Aq	2.22.12	K2 Crawley	Jan-16
C	35-39	Ceri	EDWARDS	1978	Portsmouth N'sea	2.21.53	Budapest	Aug-17
D	40-44	Ceri	EDWARDS	1978	Portsmouth N'sea	2.15.30	Gwangju South Korea	Aug-19
E	45-49	Nicola	LATTY	1971	Holywell	2.22.96	WNP Swansea	Jun-19
F	50-54	Stel	FARRAR	1959	Arfon Masters	2.37.93	Cardiff I.S.V.	Jun-09
G	55-59	Allie	PRICE	1965	Bridgend Swim Club	2.35.45	Wolverhampton	May-22
H	60-64	Stella	FARRAR	1959	Arfon Masters	2.50.79	WNP Swansea	Mar-19
J	65-69	Julia	BUCHANAN	1957	Caldicot	3.15.71	WNP Swansea	Mar-22
K	70-74	Helen	HUGHES	1942	Arfon Masters	3.45.96	WNP Swansea	Mar-12
L	75-79	Helen	HUGHES	1942	Arfon Masters	4.02.58	WNP Swansea	Mar-19
M	80-84	Helen	Hughes	1942	Arfon Masters	4.02.04	WNP Swansea	Mar-22
N	85-89							
O	90-94							
<b>400m FREESTYLE</b>								
S	18-24	Deryn	CRESSEY-RODGE	2003	Oxford University	4.54.08	WNP Swansea	Mar-22
A	25-29	Hannah	MUNDAY	1991	Swansea Masters	4.36.61	WNP Swansea	Jun-19
B	30-34	Hannah	MUNDAY	1991	Swansea Masters	4.44.73	WNP Swansea	Mar-22
C	35-39	Ceri	EDWARDS	1978	Portsmouth N'sea	5.04.10	Luxembourg	Oct-17
D	40-44	Ceri	EDWARDS	1978	Portsmouth N'sea	4.41.61	Gwangju South Korea	Aug-19

E	45-49	Nicola	LATTY	1971	Holywell	4.53.55	Gwangju South Korea	Aug-19
F	50-54	Stel	FARRAR	1959	Arfon Masters	5.28.10	WNP Swansea	Mar-10
G	55-59	Caryn	KIELLOR	1959	Cardiff Masters	5.36.96	WNP Swansea	Jun-14
H	60-64	Stella	FARRAR	1959	Arfon Masters	5.43.31	WNP Swansea	Mar-19
J	65-69	Julia	BUCHANAN	1957	Caldicot	6.36.8	WNP Swansea	Mar-22
K	70-74	Helen	HUGHES	1942	Arfon Masters	7.35.47	WNP Swansea	Mar-13
L	75-79	Helen	HUGHES	1942	Arfon Masters	8.16.80	WNP Swansea	Mar-19
M	80-84							
N	85-89							
O	90-94							

### 800m FREESTYLE

S	18-24	Deryn	CRESSEY-RODGE	2003	Oxford University	9.56.75	WNP Swansea	Mar-22
A	25-29	Hannah	MUNDAY	1991	Swansea Masters	09.34.45	WNP Swansea	Jun-19
B	30-34	Hannah	MUNDAY	1991	Swansea Masters	9.43.86	WNP Swansea	Mar-22
C	35-39	Ceri	EDWARDS	1978	Portsmouth N'sea	10.27.35	Luxembourg	Oct-17
D	40-44	Ceri	EDWARDS	1978	Portsmouth N'sea	9.34.54	Gwangju South Korea	Aug-19
E	45-49	Nicola	LATTY	1971	Holywell	10.16.55	Gwangju South Korea	Aug-19
F	50-54	Stel	FARRAR	1959	Arfon Masters	11.05.35	WNP Swansea	Mar-10
G	55-59	Stel	FARRAR	1959	Arfon Masters	11.27.20	WNP Swansea	Mar-14
H	60-64	Stella	FARRAR	1959	Arfon Masters	11.30.54	WNP Swansea	Mar-19
J	65-69	Victor	CHRISTINA RITA	1954	Guildford City	13.47.40	K2 Crawley	Sep-21
K	70-74	Helen	HUGHES	1942	Arfon Masters	16.10.38	WNP Swansea	Mar-13
L	75-79	Helen	HUGHES	1942	Arfon Masters	16.36.41	WNP Swansea	Mar-19
M	80-84							
N	85-89							
O	90-94							

### 1500m FREESTYLE

S	18-24	Deryn	CRESSEY-RODGE	2003	Oxford University	19.04.64	WNP Swansea	Mar-22
A	25-29	Hannah	MUNDAY	1991	Swansea Masters	18.15.68	WNP Swansea	Feb-20
B	30-34	Sian	CLEMENT	1977	Swansea Sharks	22.41.12	WNP Swansea	Mar-10
C	35-39	Ceri	EDWARDS	1978	Portsmouth N'sea	20.03.40	Luxembourg	Oct-17
D	40-44	Ceri	EDWARDS	1978	Portsmouth N'sea	19.18.33	K2 Crawley	Sep-21
E	45-49	Allie	PRICE	1965	Cardiff Masters	21.08.20	Bath Uni	Jan-12
F	50-54	Stel	FARRAR	1959	Arfon Masters	20.53.94	WNP Swansea	Mar-10
G	55-59	Stel	FARRAR	1959	Arfon Masters	21.34.27	WNP Swansea	Mar-14
H	60-64	Stella	FARRAR	1959	Arfon Masters	21.40.66	WNP Swansea	Mar-19
J	65-69	Victor	CHRISTINA RITA	1954	Guildford City	26.09.81	K2 Crawley	Sep-21
K	70-74	Helen	HUGHES	1942	Arfon Masters	30.21.59	WNP Swansea	Mar-14
L	75-79	Margaret	WEARE	1944	Caldicot	38.14.06	WNP Swansea	arch 202
M	80-84							
N	85-89							
O	90-94							

New Welsh Record

& British Record

& European

& World

SWIM WALES				
WELSH MASTERS AND SENIOR AGE GROUP LONG COURSE RECORDS				
WOMEN				
4x50m WOMENs FREESTYLE TEAM				
AGE GROUP	CLUB	TIME	VENUE	DATE
72-96yrs	Cardiff Masters	2.03.10	WNP Swansea	Mar-22
	Lois Davies : Rhian Jones : Ashleigh Howells : Nadine James			
100-119yrs	Cardiff Masters	1.53.58	WNP Swansea	Mar-22
	Stella Lancey : Isabella Centeleghe : Hannah Palfrey : Danielle Stirrat			
120-159yrs	CLAMS	1.58.39	Sheffield	1996
160-199yrs	Cardiff Masters	2.10.12	Cardiff I.S.V.	May-11
	Marie Concannon : Heidy Arnot : Rhian Andrews : Allie Price			
200-239yrs	Cardiff Masters	2.15.11	WNP Swansea	Mar-14
	Caryn Keilor : Clare Parry : Rhian Andrews : Allie Price			
240-279yrs	Cardiff Masters	2.31.86	WNP Swansea	Mar-19
	Allie Price : Elsa Stewart : Alison Varley : Heidi Gore			
280-319yrs	Caldicot	3.51.49	WNP Swansea	Mar-20
	Julia Buchanan : Lorraine Crook : Margaret Weare : Valerie Palmer			
320-359yrs				
4x100m WOMENs FREESTYLE TEAM				
AGE GROUP	CLUB	TIME	VENUE	DATE
72-96yrs				
100-119yrs				
120-159yrs	CLAMS	5.12.83	Cardiff I.S.V.	May-10
	Melissa Blyth : Andrea Powell : Charmaine Kinson : Jassa Scott			
160-199yrs	Cardiff Masters	4.52.08	Cardiff I.S.V.	May-10
	Ceri Thomas : Allie Price : Sian Wilson : Rhian Andrews			
200-239yrs	Arfon Masters	6.53.16	WNP Swansea	Mar-12
	Helen Hughes : Bridget Edwards : Allison Donnelly : Stel Farrar			
240-279yrs				
280-319yrs				
320-359yrs				
4x200m WOMENs FREESTYLE TEAM				
AGE GROUP	CLUB	TIME	VENUE	DATE
72-96yrs				
100-119yrs				
120-159yrs				
160-199yrs				
200-239yrs	Cardiff Masters	10.56.20	WNP Swansea	Jun-14
	Caryn Kiellor : Rhian Andrews : Clare Parry : Allie Price			
240-279yrs	Caldicot Masters	15.38.69	WNP Swansea	June-19
	Denise Cuer : Margaret Weare : Lorraine Crook : Julia Buchanan			
280-319yrs				
320-359yrs				
			New Welsh Record	
			& British Record	

			& European & World	
--	--	--	-----------------------	--



SWIM WALES				
WELSH MASTERS AND SENIOR AGE GROUP LONG COURSE RECORDS				
WOMEN				
4x50m WOMENs MEDLEY TEAM				
AGE GROUP	CLUB	TIME	VENUE	DATE
72-96yrs	Cardiff Masters	2.18.23	WNP Swansea	Mar-22
	Lois Davies : Rhian Jones : Ashleigh Howells : Nadine James			
100-119yrs	CLAMS	2.19.48	WEP Cardiff	1997
	M. McKinnell : N.Cumbers : A.Williams : S.Collier			
120-159yrs	CLAMS	2.15.82	Sheffield	1996
160-199yrs	Cardiff Masters	2.24.76	Cardiff I.S.V.	May-08
	H. Arnott : A. Walker : A. Price : C.Parry			
200-239yrs	Cardiff Masters	2.39.55	WNP Swansea	Mar-17
	Allie Price : Rhiannon Berrill : Heidi Gore : Elsa Stewart			
240-279yrs	Cardiff Masters	2.55.86	WNP Swansea	Mar-19
	Allie Price : Elsa Stewart : Heidi Gore : Alison Varley			
280-319yrs	Caldicot	4,28.43	WNP Swansea	Feb-20
	Julia Buchanan : Valerie Palmer : Lorraine Crook : Margaret Weare			
320-359yrs				
4x100m WOMENs MEDLEY TEAM				
AGE GROUP	CLUB	TIME	VENUE	DATE
72-96yrs				
100-119yrs				
120-159yrs	Swansea Masters	5.17.07	WNP Swansea	Jun-19
	Caroline Jupp : Jordanna Roberts : Hannah Munday : Hannah Griffiths			
160-199yrs				
200-239yrs	Arfon Masters	7.24.52	WNP Swansea	Mar-12
	Helen Hughes : Bridget Edwards : Allison Donnelly : Stel Farrar			
240-279yrs				
280-319yrs				
320-359yrs				
4x200m WOMENs MEDLEY TEAM				
AGE GROUP	CLUB	TIME	VENUE	DATE
72-96yrs				
100-119yrs				
120-159yrs				
160-199yrs				
200-239yrs				
240-279yrs				
280-319yrs				
320-359yrs				

New Welsh Record  
& British Record  
& European  
& World

SWIM WALES				
WELSH MASTERS AND SENIOR AGE GROUP LONG COURSE RECORDS				
MIXED				
4x50m MIXED FREESTYLE TEAM				
AGE GROUP	CLUB	TIME	VENUE	DATE
72-96yrs	CLAMS	1.46.44	Cardiff I.S.V .	May-08
	D. Laxton : C. North : E. North : A. Rattenbury			
100-119yrs	Cardiff Masters	1.59.95	WNP Swansea	Feb-20
	James Moggridge : Callum Morris : Emma Harvey : Holly McGee			
120-159yrs	Cardiff Masters	1.49.34	WNP Swansea	Jun-19
	Kiroless Saba : Scott Tancock : Allie Price : Jennifer Jones			
160-199yrs	Cardiff Masters	1.53.59	WNP Swansea	Mar-17
	Gareth Cocks : Jonathan Hopkins : Allie Price : Jenny Jones			
200-239yrs	Cardiff Masters	01.59.41	WNP Swansea	Mar-19
	Patrick Gore : Andrew Martin : Heidi Gore : Allie Price			
240-279yrs	Cardiff Masters	2.20.74	WNP Swansea	Mar-19
	Jonathan Hopkins : Malcolm Wilson : Elsa Stewart : Jenny Burns			
280-319yrs	CLAMS	3.44.69	WNP Swansea	Jun-03
	L. Stagg : E. Alexis : V. Batten : E. Godsall			
320-359yrs				
4x100m MIXED FREESTYLE TEAM				
AGE GROUP	CLUB	TIME	VENUE	DATE
72-96yrs				
100-119yrs	Swansea Masters	4.08.26	WNP Swansea	Jun-19
	Andrew Luxton : Hannah Griffiths : Hannah Munday : David Hanbury			
120-159yrs				
160-199yrs				
200-239yrs	Cardiff Masters	5.04.99	WNP Swansea	Mar-12
	Heidi Gore : Charmaine Kinson : Paul Pycroft : Vladimir Sveds			
240-279yrs				
280-319yrs				
320-359yrs				
4x200m MIXED FREESTYLE TEAM				
AGE GROUP	CLUB	TIME	VENUE	DATE
72-96yrs				
100-119yrs				
120-159yrs				
160-199yrs				
200-239yrs				
240-279yrs				
280-319yrs				
320-359yrs				

New Welsh Record  
& British Record  
& European  
& World

**SWIM WALES**

**WELSH MASTERS AND SENIOR AGE GROUP LONG COURSE RECORDS**

**MIXED**

**4x50m MIXED MEDLEY TEAM**

AGE GROUP	CLUB	TIME	VENUE	DATE
72-96yrs	CLAMS	1.59.70	Cardiff I.S.V.	May-08
	R. Banfield : D. Laxton : A. Rattenberry : E. North			
100-119yrs	Swansea Masters	2..08.93	WNP Swansea	Mar-22
	Josh Hanbury : Joe Tucker : Hannah Munday : Hannah Griffins			
120-159yrs	Cardiff Masters	2.00.67	WNP Swansea	Jun-19
	David Booth : Kirloess Saba : Allie Price : Jenny Jones			
160-199yrs	Cardiff Masters	2.13.08	WNP Swansea	Mar-15
	Allie Price : Jenny Jones : Gareth Cocks : Stuart Sherman			
200-239yrs	Cardiff Masters	2.16.88	WNP Swansea	Feb-20
	Patrick Gore : Scott Tancock : Allie Price : Heidi Gore			
240-279yrs	Cardiff Masters	2.47.95	WNP Swansea	Mar-19
	Patrick Gore : Elsa Stewart : Adrian Morris : Alison Varley			
280-319yrs	CLAMS	3.34.32	Cardiff International	Apr-08
	L. Stagg : E. Alexis : J. Crayford : V. Batten			
320-359yrs				

**4x100m MIXED MEDLEY TEAM**

AGE GROUP	CLUB	TIME	VENUE	DATE
72-96yrs				
100-119yrs				
120-159yrs	Swansea Masters	4.38.86	WNP Swansea	Jun-19
	Andrew Luxton : Jodanna Roberts : David Hanbury : Hannah Munday			
160-199yrs	Arfon Masters	6.40.71	WNP Swansea	Mar-12
	Stel Farrar : Pete Edwards : Allison Donnelly : Oggy East			
200-239yrs	Cardiff Masters	5.28.32	Cardiff I.S.V.	May-11
	Clare Parry : Mike Battersby : Allie Price : Malcolm Wilson			
240-279yrs				
280-319yrs				
320-359yrs				

**4x200m MIXED MEDLEY TEAM**

AGE GROUP	CLUB	TIME	VENUE	DATE
72-96yrs				
100-119yrs				
120-159yrs				
160-199yrs				
200-239yrs				
240-279yrs				
280-319yrs				
320-359yrs				


New Welsh Record  
& British Record  
& European  
& World

**SWIM WALES**


**WELSH MASTERS AND SENIOR AGE GROUP OPEN WATER RECORDS**

**MEN**

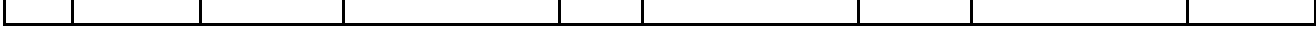
	AGE	NAME	YoB	CLUB	TIME	VENUE	DATE
S	18-24						
A	25-29						
B	30-34						
C	35-39						
D	40-44						
E	45-49						
F	50-54						
G	55-59						
H	60-64						
J	65-69						
K	70-74						
L	75-79						
M	80-84						
N	85-89						
O	90-94						



S	18-24						
A	25-29						
B	30-34						
C	35-39						
D	40-44						
E	45-49						
F	50-54						
G	55-59						
H	60-64						
J	65-69						
K	70-74						
L	75-79						
M	80-84						
N	85-89						
O	90-94						



S	18-24						
A	25-29						
B	30-34						
C	35-39						
D	40-44						
E	45-49						
F	50-54						
G	55-59						
H	60-64						
J	65-69						
K	70-74						
L	75-79						
M	80-84						
N	85-89						
O	90-94						



--	--	--	--	--	--	--	--

**SWIM WALES**

**WELSH MASTERS AND SENIOR AGE GROUP OPEN WATER**

**WOMEN**

	AGE	NAME	YoB	CLUB	TIME	VENUE	DATE
S	18-24						
A	25-29						
B	30-34						
C	35-39						
D	40-44						
E	45-49						
F	50-54						
G	55-59						
H	60-64						
J	65-69						
K	70-74						
L	75-79						
M	80-84						
N	85-89						
O	90-94						



S	18-24						
A	25-29						
B	30-34						
C	35-39						
D	40-44						
E	45-49						
F	50-54						
G	55-59						
H	60-64						
J	65-69						
K	70-74						
L	75-79						
M	80-84						
N	85-89						
O	90-94						



S	18-24						
A	25-29						
B	30-34						
C	35-39						
D	40-44						
E	45-49						
F	50-54						
G	55-59						
H	60-64						
J	65-69						
K	70-74						
L	75-79						
M	80-84						
N	85-89						
O	90-94						



--	--	--	--	--	--	--	--